



SIRIUS soft starter 22.5mm 3 A, 1.1 kW/400 V, 40 °C 200-400 V  
AC, 24-230 V AC/DC Screw terminals

General technical data		
product brand name		SIRIUS
product designation		Soft starter
product feature		
• integrated bypass contact system		No
• thyristors		Yes
product function		
• intrinsic device protection		No
• motor overload protection		No
• evaluation of thermistor motor protection		No
• external reset		No
• adjustable current limitation		No
• inside-delta circuit		No
product component motor brake output		No
insulation voltage rated value	V	600
degree of pollution		3, acc. to IEC 60947-4-2
reference code according to EN 61346-2		Q
reference code according to DIN 40719 extended according to IEC 204-2 according to IEC 750		G
Power Electronics		
operational current		
• at 40 °C rated value	A	3
• at 50 °C rated value	A	2.6
• at 60 °C rated value	A	2.2
yielded mechanical performance for 3-phase motors		
• at 230 V		
— at standard circuit at 40 °C rated value	kW	0.55
• at 400 V		
— at standard circuit at 40 °C rated value	kW	1.1
yielded mechanical performance [hp] for 3-phase AC motor at 200/208 V at standard circuit at 50 °C rated value	hp	0.5
operating frequency rated value	Hz	50 ... 60
relative negative tolerance of the operating frequency	%	-10
relative positive tolerance of the operating frequency	%	10
operating voltage at standard circuit rated value	V	200 ... 400
relative negative tolerance of the operating voltage at standard circuit	%	-10
relative positive tolerance of the operating voltage at standard circuit	%	10
minimum load [%]	%	9
continuous operating current [% of I <sub>e</sub> ] at 40 °C	%	100

power loss [W] at operational current at 40 °C during operation typical	W	6.5
<b>Control circuit/ Control</b>		
type of voltage of the control supply voltage		AC/DC
control supply voltage frequency 1 rated value	Hz	50
control supply voltage frequency 2 rated value	Hz	60
control supply voltage 1 at AC at 50 Hz	V	24 ... 230
control supply voltage 1 at AC at 60 Hz	V	24 ... 230
relative negative tolerance of the control supply voltage at AC at 50 Hz	%	-10
relative positive tolerance of the control supply voltage at AC at 50 Hz	%	10
relative negative tolerance of the control supply voltage at AC at 60 Hz	%	-10
relative positive tolerance of the control supply voltage at AC at 60 Hz	%	10
control supply voltage 1 at DC	V	24 ... 230
relative negative tolerance of the control supply voltage at DC	%	-10
relative positive tolerance of the control supply voltage at DC	%	10
<b>Mechanical data</b>		
width	mm	22.5
height	mm	102
depth	mm	123
fastening method		screw and snap-on mounting
mounting position		With vertical mounting surface +/-10° rotatable, with vertical mounting surface +/- 10° tiltable to the front and back
wire length maximum	m	100
number of poles for main current circuit		3
<b>Connections/ Terminals</b>		
type of electrical connection		
• for main current circuit		screw-type terminals
• for auxiliary and control circuit		screw-type terminals
number of NC contacts for auxiliary contacts		0
number of NO contacts for auxiliary contacts		0
number of CO contacts for auxiliary contacts		0
type of connectable conductor cross-sections for main contacts		
• solid		0.5 ... 4 mm², 2x (0.5 ... 2.5 mm²)
• finely stranded with core end processing		0.5 ... 2.5 mm², 2x (0.5 ... 1.5 mm²)
type of connectable conductor cross-sections for auxiliary contacts		
• solid		0.5 ... 4 mm², 2x (0.5 ... 2.5 mm²)
• finely stranded with core end processing		0.5 ... 2.5 mm², 2x (0.5 ... 1.5 mm²)
type of connectable conductor cross-sections for AWG cables		
• for main contacts		2x (20 ... 14)
• for auxiliary contacts		2x (20 ... 14)
<b>Ambient conditions</b>		
installation altitude at height above sea level	m	5 000
environmental category		
• during transport according to IEC 60721		2K2, 2C1, 2S1, 2M2 (max. fall height 0.3 m)
• during storage according to IEC 60721		1K6 (only occasional condensation), 1C2 (no salt mist), 1S2 (sand must not get inside the devices), 1M4
• during operation according to IEC 60721		3K6 (no formation of ice, no condensation), 3C3 (no salt mist), 3S2 (sand must not get into the devices), 3M6
ambient temperature		
• during operation	°C	-25 ... +60
• during storage	°C	-40 ... +80
derating temperature	°C	40
protection class IP on the front according to IEC 60529		IP20
touch protection on the front according to IEC 60529		finger-safe, for vertical contact from the front
<b>UL/CSA ratings</b>		

yielded mechanical performance [hp] for 3-phase AC motor		
• at 220/230 V		
— at standard circuit at 50 °C rated value	hp	0.5
contact rating of auxiliary contacts according to UL		B300 / R300
Approvals Certificates		
General Product Approval		EMV



[KC](#)

Test Certificates	other	Environment
-------------------	-------	-------------

[Type Test Certificates/Test Report](#)

[Special Test Certificate](#)

[Confirmation](#)

Siemens  
EcoTech



[Environmental Confirmations](#)

#### Further information

Simulation Tool for Soft Starters (STS)

<https://support.industry.siemens.com/cs/ww/en/view/101494917>

Information on the packaging

<https://support.industry.siemens.com/cs/ww/en/view/109813875>

Information- and Downloadcenter (Catalogs, Brochures,...)

<https://www.siemens.com/ic10>

Industry Mall (Online ordering system)

<https://mall.industry.siemens.com/mall/en/en/Catalog/product?mlfb=3RW3003-1CB54>

Cax online generator

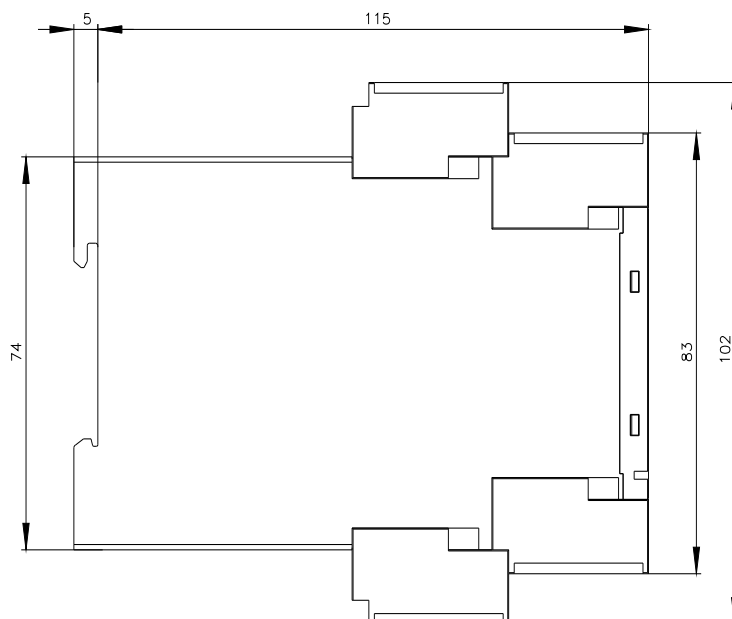
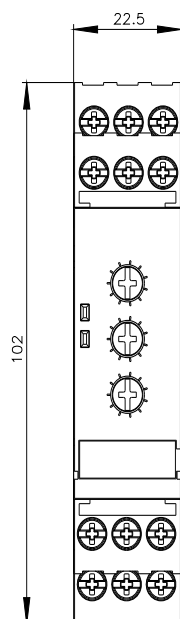
<http://support.automation.siemens.com/WW/CAXorder/default.aspx?lang=en&mlfb=3RW3003-1CB54>

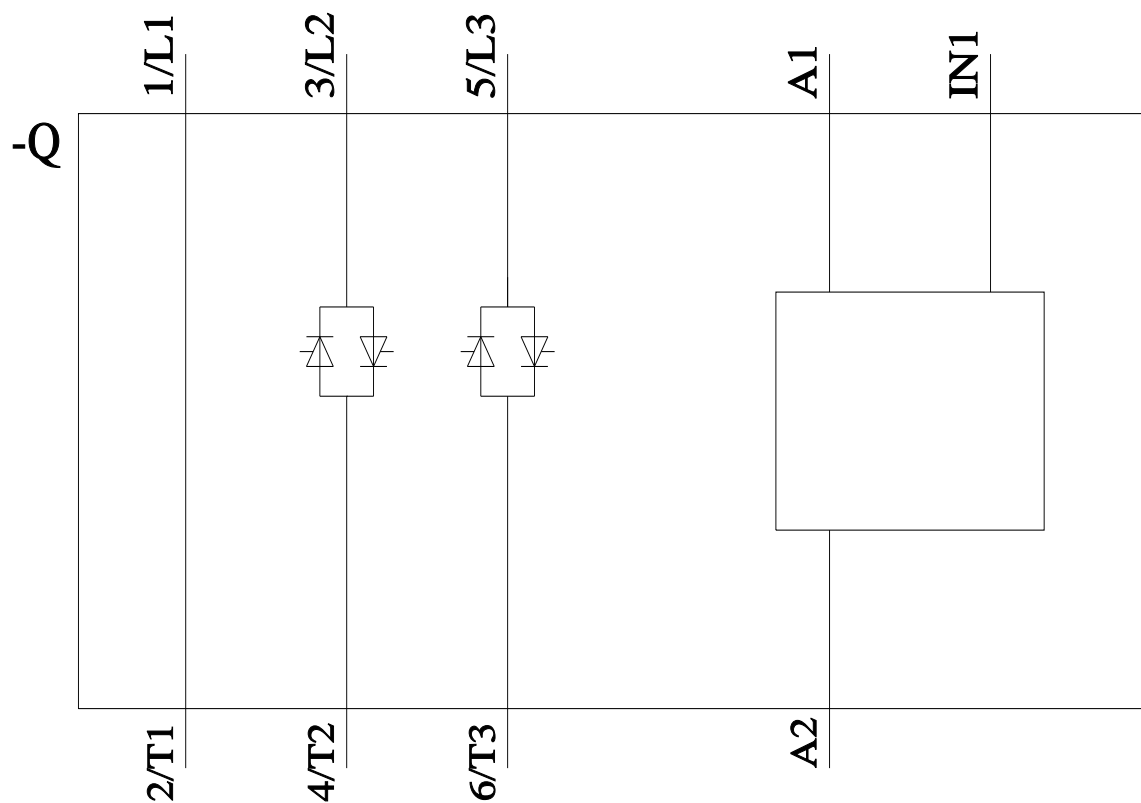
Service&Support (Manuals, Certificates, Characteristics, FAQs,...)

<https://support.industry.siemens.com/cs/ww/en/ps/3RW3003-1CB54>

Image database (product images, 2D dimension drawings, 3D models, device circuit diagrams, EPLAN macros, ...)

[http://www.automation.siemens.com/bilddb/cax\\_de.aspx?mlfb=3RW3003-1CB54&lang=en](http://www.automation.siemens.com/bilddb/cax_de.aspx?mlfb=3RW3003-1CB54&lang=en)





last modified:

4/1/2025 